



6800 West 117th Avenue
 Broomfield, Colorado 80020-1633
 Sales Line: 800.LABEL-2U (522.3528)
 sales@colorflex.com
 www.colorflex.com








Intaglio 3

Label Print and Creation Software

From Creation to Filing in 4 Easy Steps!

Intaglio is Colorflex's patented label design software. Colorflex has over 500 million labels in use worldwide and is the #1 on-demand label print systems provider in the industry.



-  Create
-  Input
-  Print
-  File

From Creation to Filing in 4 Easy Steps

Step 1



Design your own label or choose from our ever expanding library of designs.

Company Logo or Name


Department Code

Year Band

Barcode

Text Fields with Word Wrap

Alpha/Numeric Color Bands



COLOR LABELS NOW!

On Demand – means now! With Intaglio you have complete control over creating your custom color and filing system for all your file folder needs. Print custom colors, bar codes and graphics on a single water and wear resistant label. Complete in-house printing with brilliant colors can be printed on your desktop printer.

With Intaglio you can match your current system, create your own label design or choose one from a large library of designs.

You can:

- Create multiple color maps on a single label design
- Create multiple label designs on a single sheet of labels
- Adjust colors and font size to fit maximum readability
- Match labels already in use
- Incorporate ALL color bands, text and bar codes onto on 8" label – no multiple labels need on a single folder
- Get rid of large inventories of labels and folders

Convert your existing Folders to Professional-Grade Labels.

Let Colorflex produce your conversion labels in as little as 5 days.

Stop Misfiles and Wasted Time!

Personnel costs increase as much as 40% when filing systems are maintained or folders are not color-coded correctly. Looking for misfiles and using "pick and stick" labels wastes valuable company time.



Step 2



Input data directly or import data from any database.

Step 3



Print labels using any Colorflex Approved injet or laser printer.

Step 4



Apply your label and file! It's that easy!